










## Little Hero English Level 1 SYLLABUS

Unit	Vocabulary	Conversation	Rhymes & Songs	Phonics	Story
U1	<b>Pronouns:</b> I, you, he, she	<b>How are you?</b> I'm fine, thank you. <b>What's your name?</b> My name's _____.	Hello How Are You Song + Five Little Monkeys	<b>Aa</b> apple ant	My name's Amy. I'm from Australia. I'm 3 years old. I'm happy.
U2	<b>Numbers:</b> 1- 10 <b>Family Members 1:</b> dad, mom, brother, sister	<b>How old are you?</b> I'm 3 years old. I'm 4 years old.	Five Little Monkeys	<b>Bb</b> bread bear	My name's Bobby. I'm from England. I'm 6 years old. I'm strong.
U3	<b>Numbers:</b> 11-20 <b>Family Members 2:</b> grandpa, grandma, uncle, aunt	<b>Who's he?</b> He's my dad. He's my grandpa.	Hot Potato	<b>Cc</b> carrot cat	My name's Chris. I'm from Canada. My dad is tall. My mom is pretty.
U4	<u>Review</u> U1-3	<b>Who's she?</b> She's my mom. She's my grandma.	<u>Review</u> U1-3	<u>Review</u> Aa-Cc	My name's Lynn. I'm from China. My grandpa is nice. My grandma is sweet.
U5	<b>Adjectives 1:</b> tall, short, cold, hot, old, young, good, bad	<b>Are you tall?</b> Yes, I'm tall. No, I'm not tall.	I Caught a Fish	<b>Dd</b> donut dog	I'm Dan. I live in the United States. My mom is short. My sister is young. My grandma is sweet. She buys me good ice cream.
U6	<b>Adjectives 2:</b> angry, happy, tired, sad, hungry, thirsty, scared, sick	<b>How do you feel?</b> I'm happy. I'm scared.	I Caught a Fish	<b>Ee</b> egg elephant	I'm Eddy. I live in Turkey. I play with toys. I'm happy. My brother takes my toys. I'm angry.
U7	<b>Adjectives 3:</b> clean, dirty, big, small, fat, thin, fast, slow	<b>Is it big?</b> Yes, it's big. No, it's not big.	If You're Happy	<b>Ff</b> fries fish	I'm Flora. I live in South Africa. South Africa is a big country. The air is clean. The winter is cold. The s
U8	<u>Review</u> U5-7	<b>Am I good?</b> Yes, you're good. No, you're not good.	<u>Review</u> U5-7	<u>Review</u> Dd-Ff	I'm Bobby. I live in Italy. Pizza is yummy. School is fun. I like Italy.
U9	<b>Colors 1:</b> blue, yellow, red, black, green, orange	<b>What color is it?</b> It's orange. It's blue.	The Rainbow Song	<b>Gg</b> grapes goat	My name's Gavin. I'm from Fiji. Fiji is a pretty island. We see rainbows in the sky. I like rainbows.
U10	<b>Colors 2:</b> brown, gray, purple, gold, pink, white	<b>Is it brown?</b> Yes, it's brown. No, it's not brown.	The Rainbow Song	<b>Hh</b> honey hippo	My name's Helen. I'm from Holland. I see many flowers. The rose is red. The tulip is purple. The daisy is yellow.
U11	<b>L1 Countries:</b> Australia, England, The United States, China, Canada, Turkey, South Africa, Italy, Fiji,	<b>Where are you from?</b> I'm from China. I'm from Turkey.	What's your favorite color?	<b>li</b> igloo iguana	<u>Review</u> U1-5 Stories
U12	<u>Review</u> U6,9-11	<u>Review</u> U2, 11	<u>Review</u> U1,7,9-11	<u>Review</u> Gg-li	<u>Review</u> U6-10 stories



# L1 - U2

Chapter	Picture	B	Script	Teacher Instructions
1			How are you?	<b>Before Starting</b> 1. Teacher says "who's here" expect the students to shout out their names. 2. As soon as the student says his/her names put their magnetic names on the board. 3. Students who didn't say their names have to say it before the teacher can put up their names.
			I'm fine, thank you.	
2		1	I	<b>B</b> <b>L+P+R</b>
		2	you	
		3	he	
		4	she	
3		1	How are you?	<b>B</b> <b>L+P+R</b> <b>Pairs on Stage</b>
		2	I'm fine, thank you.	
4		1	What's your name?	<b>B</b> <b>L+P+R</b> <b>Pairs on Stage</b>
		2	My name's Amy.	
		3	What's your name?	
		4	My name's James.	
5		1	My name's Amy.	<b>B</b> <b>L+P+R</b> <b>Singles on Stage</b>
		2	I'm from Australia.	
		3	I'm 3 years old.	
		4	I'm happy.	
		<b>Vocabulary 1</b>		
		1	1	<b>L+R</b> <b>Tips:</b> 1. Show students how to hold up their fingers to show a number as they say each one. 2. If there is time, make it interesting by counting noses, mouths, stomachs, girls, boys, etc.
2		2		
3		3		
4		4		
5		5		
6		6		
7		7		
8		8		
9		9		
10		10		










6	Vocabulary 1 (10-min)	<b>Game 1</b> 	<b>i</b> It's game time. Who can find the right number?		
			1	1	<i>Selecting Game</i> <b>SS</b>
			2	2	
			3	3	
			4	4	
			5	5	
			6	6	
			7	7	
			8	8	
			9	9	
			10	10	
		<b>Vocabulary 2</b>			
		1	mom	<b>L+R</b>	
		2	dad		
		3	brother		
		4	sister		
	<b>Game 1</b> 		Who can find the right picture?	<i>Selecting Game</i> <b>SS</b>	
		1	mom		
		2	dad		
		3	brother		
		4	sister		








7




Vocabulary  
2 (10-min)

<p><b>Game 2</b></p> 	<p><b>i</b> Now everyone put on a nametag. Walk around and try to make a family. Have fun!</p>	<p><b>Grouping Game</b> <b>Props:</b> 1. 16 nametags - 4 Dad, 4 Mom, 4 Sister, 4 Brother <b>Demo</b> <b>Tips:</b> 1. Show the student the nametags and make them say the vocab. display on the tag. 2. Demo a sample family using selected students, and having them hold hands and Sit Down. 3. Point to the picture with the most lollipops and explain this is what the fastest team touches, etc 4. Distribute the same nametags one after another, where a group of 4 dads are sitting together later they will have to walk around more to find their family. 5. If # of students is not divisible by four, extras should be Brother or Sister only.</p>
	<p><b>Conversation</b></p> <p>1 How old are you?</p> <p>2 I'm 3 years old.</p> <p>3 I'm 4 years old.</p> <p>4 I'm 5 years old.</p> <p>5 I'm 6 years old.</p>	<p><b>L+R</b> <b>Tips:</b> 1. For each age, have those students raise hands to show and repeat how old they are. 2. Count the candles each time. 3. For higher than 6. Say it manually.</p>



10	Rhymes & Songs (5-min)		<b>S</b> All - 5 Little Monkeys	<b>Tips:</b> 1. Hit the 3rd button S straight away. 2. If the students aren't good with the motions hit the 2nd S button again. Then sing the song one more time.	
			<b>S</b> Motions		
			<b>S</b> Rhyme		
11	Phonics (15-min)	<b>Phonics</b>			
			<b>i</b> Let's review Aa.	<b>L+R</b>	
			1 Aa		
			2 Aa apple		
			3 Aa ant	<b>L+R</b> <b>SS</b>	
			1 Bb		
			2 Bb bread		
			3 Bb bear		
			4 Who can find Bb?		
			5 Who can find Bb bread?		
			6 Who can find Bb bear?		
		<b>Game 1</b>		1 Who can find Bb?	<b>Selecting Game</b> <b>SS</b> <b>L+R</b>
				2 Bb	
		<b>Game 2</b>		1 Who can find Bb bread?	<b>Selecting Game</b> <b>SS</b> <b>L+R</b>
				2 bread	
				3 Who can find Bb bear?	
				4 bear	
		<b>Book Game</b>		<b>i</b> Please take out your book and turn to page 11.	<b>(B+C)</b>
		1 Please color the Bb blue.			
		2 Please circle the bread with yellow.			
		3 Please circle the bear with brown.			
		<b>E</b> Great Job!			
<b>Story</b>					
		1 My name's Bobby.	<b>L+R</b>		
		2 I'm from England.	<b>L+R</b>		
		3 I'm 6 years old.	<b>L+R</b>		

12	Story (15-min)		4	I'm strong.	L+R
		<b>Game 1</b>	<b>i</b>	Let's say it again.	<b>Touching Game</b> L+R
			<b>G</b>	My name's Bobby.	
		<b>6</b>	<b>G</b>	I'm from England.	
			<b>G</b>	I'm 6 years old.	
			<b>G</b>	I'm strong.	
		<b>Game 2</b>	<b>R</b>	Let's say it fast.	<b>Touching Game</b> L+R <b>Tips:</b> 1. Touch Rabbit / Turtle button first, then each picture, in any order.
			<b>T</b>	Let's say it slowly.	
		<b>6</b>	<b>G</b>	My name's Bobby.	
			<b>G</b>	I'm from England.	
			<b>G</b>	I'm 6 years old.	
		<b>Game 3</b>	<b>i</b>	Who can find the right picture?	<b>Selecting Game</b> SS
			<b>1</b>	My name's Bobby.	
			<b>2</b>	I'm from England.	
			<b>3</b>	I'm 6 years old.	
	<b>4</b>	I'm strong.			
13	Review Page 8		<b>i</b>	Wow, everyone did great! Now please take out your book. Let's review what we learned today.	<b>B</b> L+P+R
			<b>i</b>	Please turn to page 8.	
			<b>1</b>	1	
			<b>2</b>	2	
			<b>3</b>	3	
			<b>4</b>	4	
			<b>5</b>	5	
			<b>6</b>	6	
			<b>7</b>	7	
			<b>8</b>	8	
			<b>9</b>	9	
			<b>10</b>	10	
14	Review Page 9		<b>i</b>	Please turn to page 9.	<b>B</b> L+P+R
			<b>1</b>	mom	
			<b>2</b>	dad	
			<b>3</b>	brother	
			<b>4</b>	sister	
15	Review Page 10		<b>i</b>	Please turn to page 10.	<b>B</b> L+P+R <b>Tips:</b> Remind kids to do their coloring at home.
			<b>1</b>	How old are you?	
			<b>2</b>	I'm 3 years old.	
			<b>3</b>	I'm 4 years old.	
			<b>4</b>	I'm 5 years old.	
			<b>5</b>	I'm 6 years old.	
			<b>6</b>	I'm 7 years old.	

16	Review Page 11		i	Please turn to page 11.	<b>B</b> <b>L+P+R</b>
			1	Bb	
			2	Bb bread	
			3	Bb bear	
17	Review Page 12			Please turn to page 12.	<b>B</b> <b>L+P+R</b>
			1	My name's Bobby.	
			2	I'm from England.	
			3	I'm 6 years old.	
	4	I'm strong.			
18	Good bye		i	Remember, class! When you go home, review pages 1-12. See you next time! Good bye.	<b>Attendance Stickers</b>